

LSR Orientation Training

Outline

- Who is HSE?
- Roles and Responsibilities of LSRs
- Salute Introduction
- Navigating HSE Webpage
- Key Resources



Who are we

- The Health, Safety, and Environment Department is composed of the following sections:
 - Environmental Protection
 - Community Health and Safety
 - Fire & Emergency Services
 - Research Safety

Health, Safety and Environment Department



HSE webpage: <https://hse.kaust.edu.sa>

Who are we

- The Health, Safety, and Environment Department is composed of the following sections:
 - Environmental Protection
 - Community Health and Safety
 - Fire & Emergency Services
 - **Research Safety**
- Research Safety provides programs to help laboratories manage risks and implement the appropriate hazard controls.

**Health, Safety and
Environment Department**



HSE webpage: <https://hse.kaust.edu.sa>

The Research Safety Team

By the numbers



Who we are and what we do

~3000	KAUST Employees Covered
200 / 60,000	Laboratories / m ² lab space
~200	Principal Investigators
13 / 11	Research Centers / Core Labs (BESE, CEMSE, PSE, Core Labs, RPIC)
~200	Lab Safety Representatives (LSR's)
500 / 300	Risk Consultations / Inspections



13 Expert Staff:

- 1 Lab Safety & Design Specialist
- 2 Biological Safety Specialists
- 1 Industrial Hygienist
- 1 Chemical Safety Specialist
- 1 Radiation Safety Specialist
- 1 Laser Safety Specialist
- 1 Occupational Health Specialist
- 1 Environmental, Health & Safety Specialist (**vacant**)
- 1 Dive Safety Officer
- 3 Assistant Dive Safety Officer

**Protecting what matters most through our HSE expertise, partnerships and world-class collaborations.
We work closely with our research partners to build resiliency into our research!**

The Barrier Experts

KAUST's Research Safety Team



Marcos Aguilar

- RST Lead
- Lab Safety & Design
- 12+ years experience at KAUST
- Certified Safety Professional & Safety Management Systems



Hattan Matar

- BS Systems Engineering
- MS Risk Control
- Certified Industrial Hygienist
- Certified Safety Professional
- Extensive oil & gas expertise



Rodion Gorchakov

- Biological Safety Lead
- PhD Epidemiology
- MS Molecular Bio
- BSL-3 Expertise
- Biological Safety Officer
- Certified Biological Safety Professional



Mohamad Bahmaid

- Radiation Safety Officer
- Certified Rad Safety Officer
- Eng. Degree Nuclear Engineering Sciences
- MS Health & Med. Physics
- BS Nuclear Physics



Kee Mei Leong

- Head, Research Safety
- MSc Safety, Health and Environmental Technology
- BSc Biochemistry
- High containment & animal facilities



Sujata Haydu

- Biological Safety Specialist
- MSc Microbiology & Infectious Diseases
- HIV Research background
- Alternate Biological Safety Officer



Moustafa Elsoubki

- Laser Safety Specialist
- PEM Specialist
- BS Physics
- MSc Medical Physics
- Non-Ionizing Radiation Safety Specialist



Gianluca Barco

- Chemical Safety Specialist
- PhD Chemistry
- NEBOSH IGC
- Safety Auditor ISO 45001
- Laboratory Waste Specialist

The Barrier Experts – New Additions

KAUST's Research Safety Team



Wafa Salem

- Occupational Health Specialist
- 25+ years experience Occ. Health
- Well-being, disability management



Moazzam Ali

- Assistant Dive Safety Officer
- Retired from Pakistan Navy, working as commercial diver and supported marine services



M. Zahid Iqbal

- Lead Senior Lab Safety Specialist
- Certified Industrial Hygienist
- Canadian Registered Safety Professional



Alexandre Castanheiro

- Assistant Dive Safety Officer
- Joins us from AquaFox Public Aquarium
- Underwater exploration
- Previously Dive Safety Officer in probiotic research



Francis Uy

- KCRI Dive Operations and Safety Officer
- 15 + years as DSO in Middle East, 16 years PADI Course Director
- ADCI Air-Diving Supervisor
- NEBOSH IGC, BS Physical Therapy



Imogen Danks

- Assistant Dive Safety Officer
- Dive supervising, safety diving, equipment mgt.
- High profile projects like BBC, AppleTV+/BBC
- Joined Apr. 15/24

Changes in HSE

KAUST ANNOUNCEMENT

Tuesday, November 28

[VIEW THIS EMAIL ONLINE](#)

Centralized HSE department

Dear KAUST Community,

The Health, Safety and Environment department's primary mission is to protect our most precious resources: people, environment and assets. The HSE department's diverse set of technical expertise leads the University in the development of innovative systems and programs that enable a strong safety culture and the ability to manage the risks associated with our state-of-the-art research, education and innovation.

As part of this mission, changes that will streamline our efforts and enhance our commitment to "Keeping KAUST Safe" have been made. In collaboration with the Core Labs, Facilities Management, Community Life, the Beacon Development Corporation and the KAUST Reefscape Restoration Initiative, a number of HSE functions, currently distributed across the University, have been consolidated into our centralized HSE Department, effective immediately.

This consolidation will provide several benefits, including:

Improved Coordination: A single HSE Department will facilitate better coordination and communication, providing consistent program implementation throughout the organization with central accountability and reporting for all health, safety and environment programs.

Efficiency Gains: By consolidating resources and expertise, we anticipate efficiency gains that will enable us to respond more effectively to emerging challenges and implement proactive safety measures.

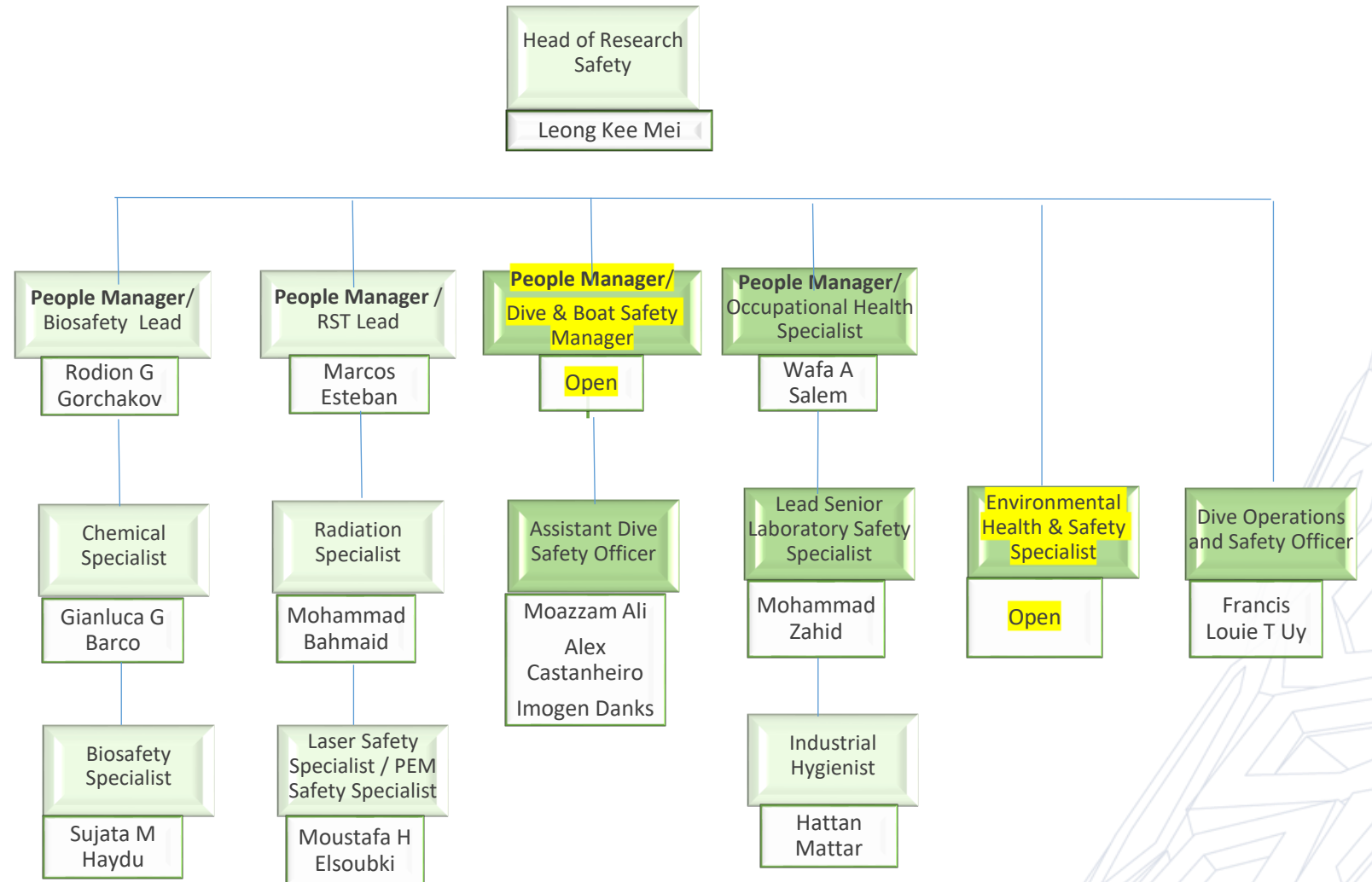
Enhanced Training and Development: The new structure will allow us to standardize and enhance training programs, ensuring that our community is well-informed and equipped to prioritize safety in all activities.

The teams in HSE have and will continue to work closely with our faculty, staff and other stakeholders to ensure a smooth transition and to integrate best practices from across the organization, maintaining the highest standards of safety and resilience across all aspects of our operations and activities.

Ultimately, safety is everyone's responsibility, and I would like to thank you for your continued dedication to "Keeping KAUST Safe." If you have any questions or concerns, please feel free to contact Erik Talley, Director of HSE, who will be happy to provide further information.

Regards,

Robert Fekete
CFO and Interim CAO



Safety Programs

Lab Life Cycle

- Lab design
- Assessments
- Lab safety
- Lab clearance

Biosafety

- BSL-1 and BSL-2
- Biosafety cabinet certification
- Biological registration
- KAUST Committee (IACUC and IBEC)

Chemical Safety

- Acid, base, corrosive, flammable, and oxidizer
- Fume hood testing
- Compressed gas and cryogenics
- Experiment review



Safety Programs

Industrial Hygiene

- Respiratory protection
- Possible exposure
- PPE
- Hearing conservation
- Heat illness prevention
- Mold prevention and remediation
- Office ergonomics

Laser Safety

- Registration of lasers (Class 3B & Class 4)
- Laser lab design
- Hazard assessment

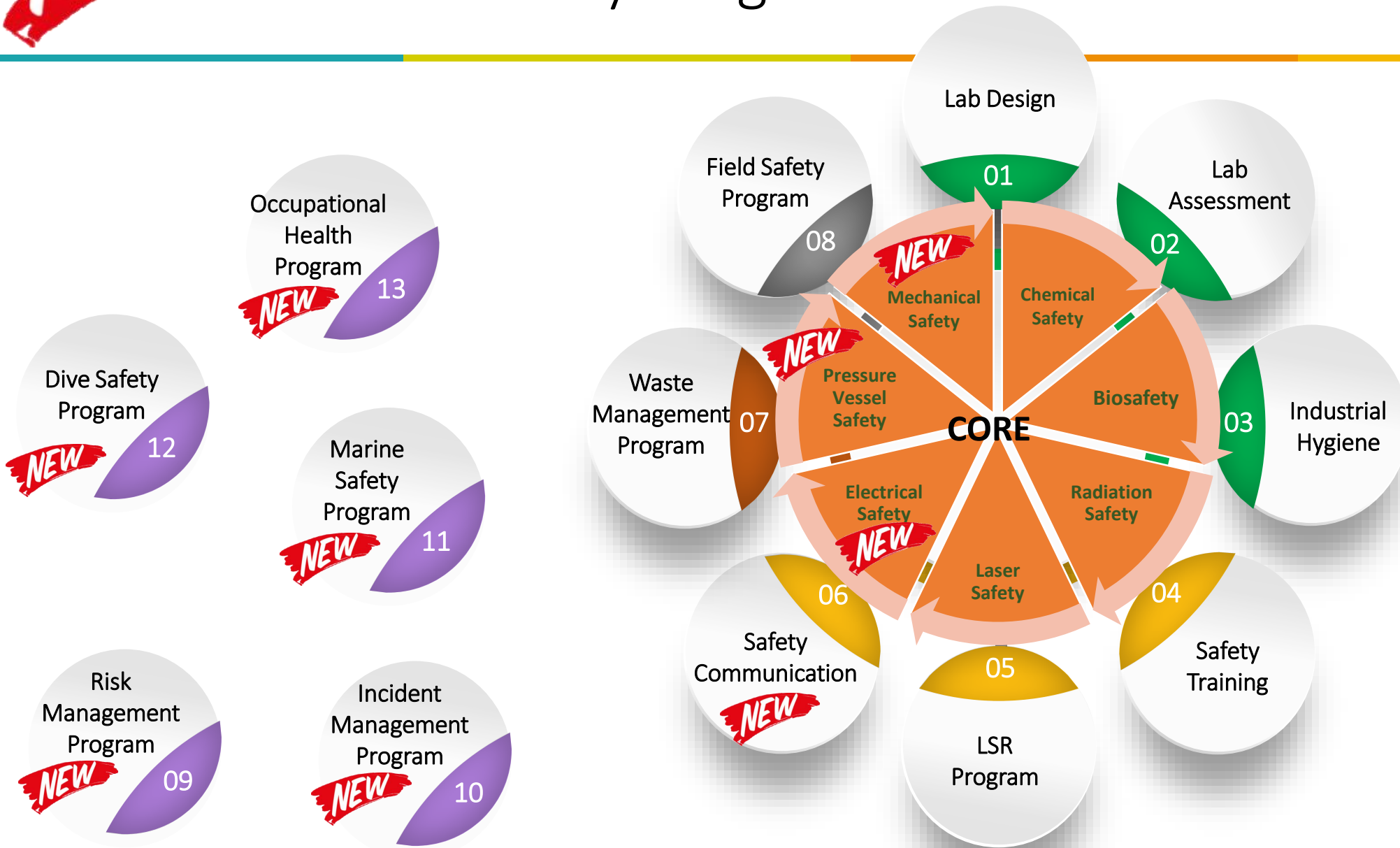
Radiation Safety

- Registration of X-ray equipment
- Registration of radioactive substances
- KAUST Committee IRSC



NEW

Research Safety Programs



Trainings

- All training is completed or booked via Salute
 - Take the training directly online
 - Book for live courses
 - Arrange on-demand courses
 - View/Access your certificates



Dashboard Events My courses

Search courses



Hide blocks Standard view

ANNOUNCEMENTS

Build a Culture of Safety with the Leading EHS Software



Available Courses

Available Courses
See a catalog of available courses.

View Courses

Training Events

In-Person Training Events
Calendar for upcoming training.

View Calendar

My Certificates

My Certificates
See your certificates.

View Certificates

Latest badges



- Radiation Safety
- Laser Safety
- Laboratory Safety
- Emergency Preparedness
- Chemical Safety
- Biosafety
- Research Safety Classroom Trainings



KAUST Committee

[Research Compliance](#) coordinates the University's regulatory framework for research safety and ethics review via four faculty-led committees:


- Institutional Animal Care and Use Committee ([IACUC](#))
- Institutional Biosafety and Bioethics Committee ([IBEC](#))
- Institutional Radiation Safety Committee ([IRSC](#))
- Dive Control Board ([DCB](#)) for scientific diving



Research Compliance also promotes policies and activities pertaining to the responsible conduct of research.

KAUST Committee

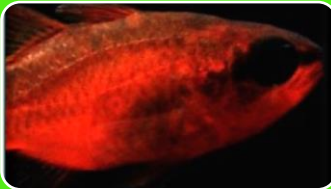
Institutional Biosafety and Bioethics Committee (IBEC)



Research that involves the use of:

- Recombinant or synthetic nucleic acids,
- Infectious agents,
- Biological toxins,
- Biohazardous agents (Risk Group 2),
- Research involving human subjects.

Institutional Animal Care and Use Committee (IACUC)



Care and use of live animals in:

- Research
- Teaching
- Testing activities

Institutional Radiation Safety Committee (IRSC)



Research conducted at or sponsored by KAUST that involves the use of:

- Radioactive substances
- Radiation-producing equipment (including SEM, TEM, hand-held x-ray, etc.)

Dive Control Board



- Research conducted at or sponsored by KAUST that involves scientific diving.

KAUST Committee

Institutional Biosafety and Bioethics Committee (IBEC)

Reviews all research conducted at or sponsored by KAUST that involves the use of:

- Recombinant or synthetic nucleic acids,
- Infectious agents,
- Biological toxins,
- Biohazardous agents (Risk Group 2),
- Research involving human subjects.

Institutional Animal Care and Use Committee (IACUC)

Reviews all research conducted at or sponsored by KAUST that involves the care and use of live animals in:

- Research.
- Teaching
- Testing activities.

Dive Control Board

Reviews all research conducted at or sponsored by KAUST that involves scientific diving.

Institutional Radiation Safety Committee (IRSC)

Reviews all research conducted at or sponsored by KAUST that involves the use of:

- Radioactive substances
- Radiation-producing equipment (including SEM, TEM, hand-held x-ray, etc.)

LSR Role & Responsibilities

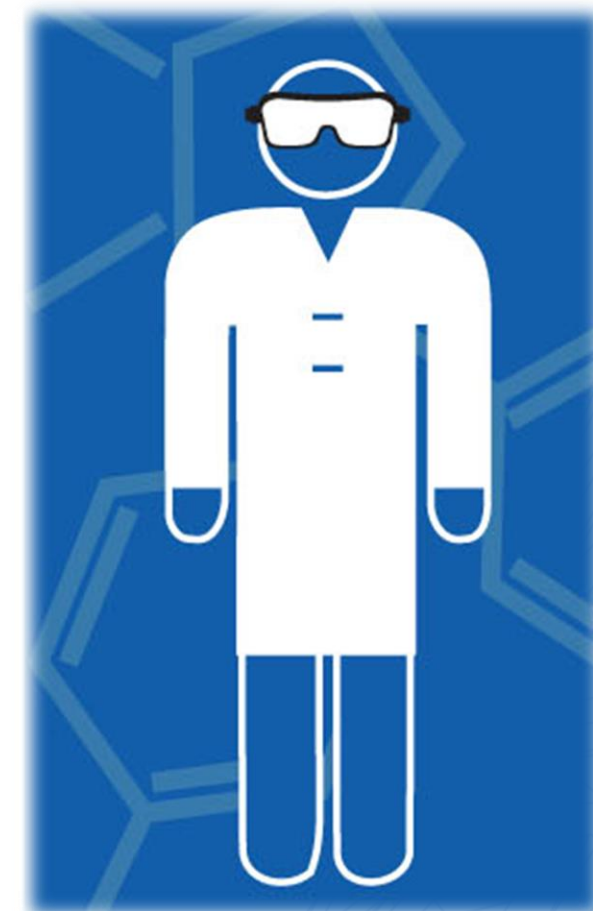
LSR assists faculty to promote a safe work ethic and safe work environment.

Roles and Responsibilities

Laboratory Safety Representatives (LSR) provide an essential link between the lab and Health, Safety & Environment (HSE).

LSRs are the catalyst for driving a strong safety culture and a safe work environment in the lab with the support of the faculty.

LSRs help to improve lab safety, identify hazards, and provide support to prepare for and deal with emergency situations.



Interventions



Lead by Example

- Discuss your role with your faculty and the need for their support to promote a strong safety culture.
- Outline resources and support needed to be an effective LSR.
- Obtain all the required training related to the hazards present in the areas you represent.
- Be aware of all the relevant programs that apply to research conducted in your lab (<https://hse.kaust.edu.sa/safety/laboratory-safety>).
- Monitor the safe and unsafe behaviors in the lab area and address any safety concerns.
- If you have questions or need assistance, please contact hse@kaust.edu.sa.

LSRs should be driven, proactive, responsible, and result-oriented to improve the safety culture in the lab.

New LSR or Alternate LSR

Once you have been appointed as LSR or alternate LSR by your faculty, you should:

- Notify HSE (HSE@kaust.edu.sa) that you have been appointed LSR so that HSE can include you in the LSR email list and notify you of any update related to lab safety.
- Establish who is the HSE building point of contact.
- Discuss your responsibilities with your faculty and the possibility to nominate an alternate LSR.
- Update the following documents to include your contact details:
 - Lab Safety Plan (LARA)
 - SOPs
 - Lab door sign
 - Organizational flip chart
- Attend the LSR Orientation Training (live session)

Restructuring Building Contact Person

HIGHLIGHT

- Dedicated single point of contact



Building 1

- Marcos Aguilar (excluding Core Labs)



Building 2

- Rodion Gorchakov



Building 3

- Gianluca Barco (excluding Core Labs)



Building 4

- Mohammad Bahmaid (excluding Core Labs)



Building 5

- Moustafa Elsoubki



Building 6

- Zahid Iqbal



Building 7

- Moustafa Elsoubki (excluding Core Labs)



Building 9

- Marcos Aguilar



Building 22 (RPIC)

- Nadir Aljudaibi



Building 23 (RPIC)

- Nadir Aljudaibi



Building 24 (RPIC)

- Nadir Aljudaibi



Building 25

- Zahid Iqbal



Building 26

- Zahid Iqbal



Building 27

- Zahid Iqbal



Building TKS

- Mohammad Bahmaid



Building 33

- Zahid Iqbal




Building 35 (KRTP)

- Nadir Aljudaibi



Building 38 (DOW)

- Nadir Aljudaibi



NEO

- Zahid Iqbal



Aramco

- Nadir Aljudaibi



Building 41

- Zahid Iqbal



Building 45

- Nadir Aljudaibi



HMSB

- Mohammad Bahmaid

Hazard Identification and Risk Control

- **Lab Safety Plan (LSP)** – Prepare/review the Lab Safety Plan (future LARA) to identify all the hazards present in the lab and ensure that safety controls are available and operational to minimize the risks (e.g., fume hood, biosafety cabinets, enclosures, etc.).
 - LSP must be read, understood and signed by everyone working in your lab
 - LSP available to all lab personnel
 - LSP must be reviewed annually
 - A template is available on our webpage
- **Standard Operating Procedures (SOPs)** - Assist lab members to develop written SOPs for hazardous operations, equipment, or specific experiment.
 - Ensure that SOPs are reviewed regularly (or yearly)
 - A template SOP is available on our webpage
 - Have all lab members read and sign the SOPs that apply to their work
 - Ensure lab-specific SOPs are available (either paper copies available in the lab or electronic copies accessible while in the lab)

Hazard Identification and Risk Control

- **Chemical Inventory** - Help maintain the chemical inventory up to date using the online chemical inventory system (Salute). To obtain access to the chemical inventory you must first complete the Chemical Inventory training.
- **Hazardous Waste** - Manage hazardous waste and satellite accumulation areas (SAA)
 - Ensure the hazardous waste bags and containers are segregated appropriately and labeled or tagged as per the hazardous waste guide.

SATELLITE ACCUMULATION AREA
4 - 4830

KAUST chemical hazardous waste must meet the following:

- ALL containers (bottles, bags, boxes) must be labeled with a completed and legible KAUST Hazardous Waste Tag.
- All chemical names must be spelled out legibly in English. Do not use abbreviations, formulas, or structures.
- All containers (bottles, bags and boxes) must be securely closed with a proper fitting lid / cap. Tape boxes shut.
- No visible contamination on the outside of the container.
- Ensure there are no leaking containers and all spills have been cleaned up.
- Bagged waste must be securely closed with no free liquids and no protruding or sharp objects inside.
- Keep incompatible wastes separated from each other.
- Unknown, unlabeled, bulging or suspected unsafe wastes will not be collected.
- "Empty" containers must be rinsed and be emptied of any free liquid. "Empty" containers with free liquid will not be collected.

For questions contact researchsafety@kaust.edu.sa

HAZARDOUS WASTE

Date: _____

Contents:	Amount	Units

If mixture, what is pH: _____

HAZARDS (check all that apply)

<input type="checkbox"/> Corrosive: Acid	<input type="checkbox"/> Air Reactive	<input type="checkbox"/> Flammable/Combustible
<input type="checkbox"/> Corrosive: Base	<input type="checkbox"/> Water Reactive	<input type="checkbox"/> Other/Non-Hazardous
<input type="checkbox"/> Biohazardous	<input type="checkbox"/> Toxic/Poisonous	<input type="checkbox"/> Oxidizer

Hazardous Waste Generator Information

Building & Room Location (FLOC): _____

Full Name: _____

Email: _____

hse.hazwastepickup@kaust.edu.sa

Key Points Hazardous Waste Management

- All chemical containers must be labeled with a completed KAUST Hazardous Waste Label:
 - Must be in English and include all constituents
 - No abbreviations
 - No chemical formulas
 - No chemical structures
- Containers must be securely closed with a properly fitted cap/lid.
- Ensure that there is no contamination on the outside of containers.
- Keep incompatible wastes separated.
- Unknown/unlabeled containers will not be collected.

Personal Protective Equipment and Safety Supplies

- Ensure availability of adequate personal protective equipment ([PPE](#)) for each lab member. [PPE standard for KAUST Laboratories](#).
- Encourage/support lab personnel to use and maintain PPE.
- Identify required protective equipment needed (gloves, goggles, respirators, etc.).
- Ensure all [safety supplies](#) (first aid kits, spill kits, etc.) and equipment required for the management of hazardous waste are available.



Key Points of Required PPE in the Lab

- Wear minimum PPE when in the lab
 - Eyewear – worn at all times when entering the lab (working or passing through the lab)
 - Lab coat buttoned – worn when working with or around hazards
 - Gloves – worn when working directly with hazards
- Wear additional PPE based on the lab activities
 - Special gloves (cryogenics, hot surfaces, etc.)
 - Face shield (cryogenics, UV, etc.)
 - Special eyewear (UV, lasers, etc.)
 - Respirators – require a risk assessment from IH and enrollment in respiratory protection program (even N95)
- Users must wear PPE correctly when in the lab
- **NO PPE WORN OUTSIDE THE LAB**

Personal Protective Equipment and Safety Supplies

- Ensure availability of protective equipment (member. [PPE standard for](#))
- Encourage/support lab personnel to maintain PPE.
- Identify required protective equipment (gloves, goggles, respirators)
- Ensure all [safety supplies](#) (etc.) and equipment management of hazardous



Points of Required PPE in the lab

Minimum PPE when in the lab

Eyewear – worn at all times when entering the lab (working or passing through the lab)

Lab coat buttoned – worn when working with or around hazards

Gloves – worn when working directly with hazards

Additional PPE based on the lab activities

Special gloves (cryogenics, hot surfaces, etc.)

Face shield (cryogenics, UV, etc.)

Special eyewear (UV, lasers, etc.)

Respirators – require a risk assessment from IH and enrollment in respiratory protection

program (even N95)

Must wear PPE correctly when in the lab

PPE WORN OUTSIDE THE LAB

Safety Supplies List

<https://hse.kaust.edu.sa/safety/laboratory-safety/safe-research/safety-supplies>



Gloves



Eye protection



Other PPE



First Aid and Kits



Electrical Safety



Others



Bags



Containers



Sharps and Broken
Glass



Secondary
Containers



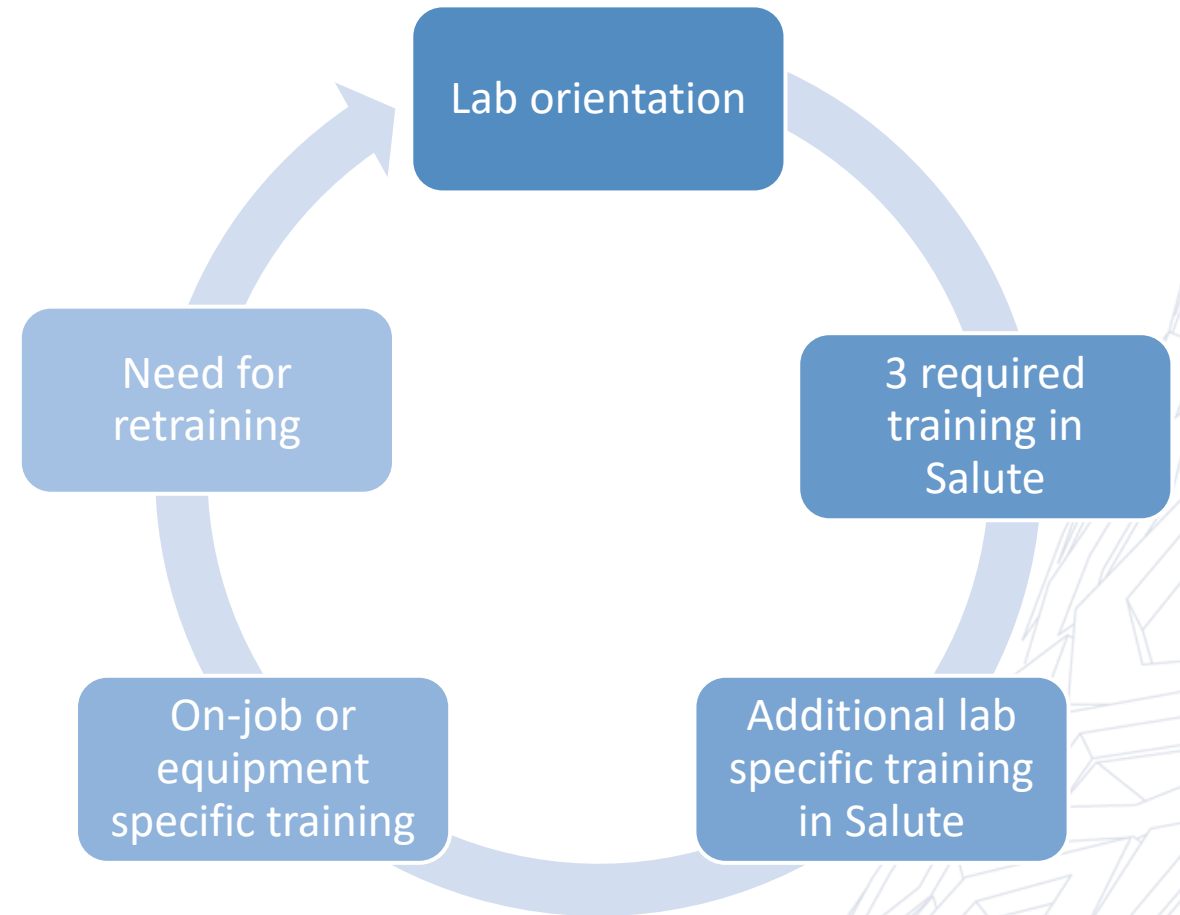
COVID-19 Safety
Items

Training

- Ensure everyone who works in the lab is competent to carry out their duties.
 - Lab Orientation Checklist (*recommendation*)
 - Notify HSE if additional safety-related training is needed for the lab group.

Training requirements:

- Lab Safety Training (online or live classes available)
- Hazardous Waste Training
- Emergency and Incident Preparedness Training
- Any additional online training identified in LSP
- LSR Orientation Training (LSR and alternate LSR only)
- First Aid Training (recommend 2 people)
- Fire Extinguisher Training (recommend 2 people)



Communication

- Connection between HSE and your lab - point of contact for all health and safety matters arising within your lab.
- Attend the Lab Safety Forum (or send a designated representative if you cannot attend).
- Communicate with all team members relevant outcomes from the Lab Safety Forum and other emails received via the LSR distribution list.
- All presentations for [previous forums](#) can be found on the [LSR webpage](#).
- Report any safety hazard observed, near-miss, accident, incident, or occupational disease by creating a new event in Salute. [Click here to raise an event](#).
- Assist in the investigation of all incidents that occurred in your lab.

Safety Assessment Program



Safety Assessment Program adopts a framework which progressively integrates the capability of self-regulation among Laboratory Safety Representatives (LSRs) and independent assessments by Health, Safety and Environment (HSE) Research Safety Team (RST).

The objectives of the Safety Assessment Program are to **improve safety culture** and to **enhance safety best practices** in KAUST research environment in a collaborative manner.

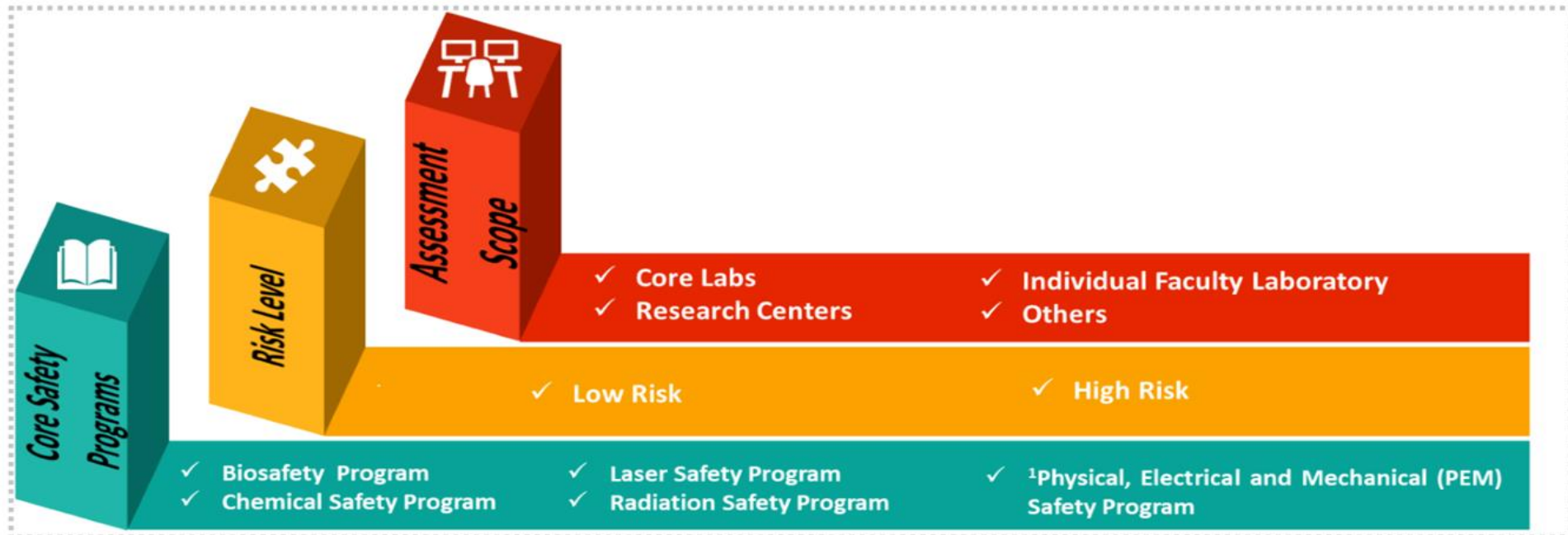
Safety Assessment Program serves as a shared tool in integrating the Plan-Do-Check-Act Cycle of continuous improvement in research safety.



Safety Assessment Program

Laboratory spaces are broadly classified according to the 3 assessment classification criteria below:

- Assessment Coverage – applicable for Tier 1, Tier 2 and Tier 3 assessments.
- Risk Level – Applicable to Tier 2 assessment only.
- Core Safety Program – Applicable to Tier 3 assessments only.



Lab Member Departure

- ***Student departure:*** Completed by LSR to ensure that the lab space occupied is free from hazards and that chemicals and samples have been disposed of or transferred to another lab member (remember to check the fridge and freezers).
- ***Post-doc, Researcher departure:*** Completed by RST to ensure that the lab space occupied is left hazard free and that all chemicals/samples have been disposed of or transferred. You are required to attend the visit or nominate a delegate.

Emergency Preparedness

- The LSR assists the faculty and ensures emergency preparedness measures are in place:
 - Two persons trained for first aid and fire extinguisher
 - Identify risks in your area (Lab Safety Plan and SOPs)
 - Establish emergency procedures specific to your lab (can be added to the Lab Safety Plan) include:
 - Safe shutdown of experiments and equipment
 - Safe handling of hazardous spills
 - Triggering of alarm systems
 - When and how to escalate an incident
 - Organize and execute regularly small emergency drills (e.g., simulate a small spill, walkthrough the evacuation procedure with your team, etc.)

Emergency Situations & Lessons Learned

- Lesson Learned following a near-miss or incident should always be shared
 - Not always the result of human mistakes, can be the failure of an instrument or facility
 - Use it as a learning tool
 - Don't use the names of people involved
 - Don't try to embarrass or blame.
- Listen to safety concerns or complains
 - Listen and take it seriously
 - Thank them!
 - Respond quickly
 - Involve employees
 - Follow-up and contact HSE if necessary

An emergency is any situation that requires IMMEDIATE attention such as fire, or medical response to preserve life or property

- Call 911 from a Campus phone
- Call **012 808 0911** from a cell phone
- Be part of assistance during emergency and met with the first responder if necessary
- Later raise a Report/Event in Salute
- Work with HSE on investigation and corrections

Summary

Hazard Identification & Risk Control

Lab Safety Plan & SOP
Lab door sign, PPE and Safety Supplies List
Chemical inventory
Hazardous Waste Management

Training

3 required training as well as lab specific training
On-job trainings and need for retraining
Coordinate on-demand trainings

Assessment

Conduct Tier 1 Lab Safety Review
Assist with Tier 2 and Tier 3 assessments
Departure clearance

Communication

Attend Lab Safety Forum
Forward applicable safety information sent by RST to lab users
Promote safety culture in the lab

Emergency Preparedness

Establish location of the assembly point, fire extinguishers, and fire pull station
Create emergency checklist
Organize drills to ensure lab members are prepared

Research Safety& LSR Service Certificates



Research Safety Certificate



Available to all lab members.



Recognize the efforts and reward their commitment to safety.



How to obtain it:

Take 5 required courses
Take 9 additional courses offered by HSE



LSR Service Certificate



Awarded to LSRs for their support and collaboration with HSE.



Certificate.



How to obtain it:

Complete at least two years of service as an LSR
Obtain the Research Safety Certificate
Attend 75% of Lab Safety Forum during service

Introduction to Salute



Dashboard

Findings

Violation Findings

Assessments

Safety Trainings

Employee Roster

Chemical Safety

Drills

Request/Report

Documents

(GMT+03:00) Asia/Riyadh

Delphine Dari... ^

Dashboard



You have no open items

All tasks assigned to you will appear here

Safety Summary Report

Recent activity

Sarah Alsawaf 5 days ago

Your **Finding #1110000697** has been resolved

[View](#)

Delphine Darios 6 days ago

You have been assigned to **Finding #1110000697** as a Creator

[View](#)

Krishna Raja Dharmarajan 13 days ago

Your **Assessment #1070000907** has been resolved

[View](#)

Krishna Raja Dharmarajan 13 days ago

You have been assigned to receive updates on **Assessment #1070000907**

[View](#)

Krishna Raja Dharmarajan 13 days ago

Your **Assessment #1070000899** has been resolved

[View](#)

Krishna Raja Dharmarajan 13 days ago

You have been assigned to receive updates on **Assessment #1070000899**

[View](#)

Tadd Truscott 13 days ago

[Support@Salute](#)

[Switch To Salute Portal](#)

[Settings](#)

[Sign Out](#)

Delphine Dari... v

Trainings

جامعة الملك عبد الله
للعلوم والتقنية
King Abdullah University of
Science and Technology

- Dashboard
- Findings
- Violation Findings
- Assessments
- Safety Trainings**
- Employee Roster
- Chemical Safety
- Drills
- Request/Report
- Documents

(GMT+03:00) Asia/Riyadh

Delphine Dari... ^

[Go to LMS](#)

Available Courses

Available Courses

See a catalog of available courses.

[View Courses](#)

Training Events

In-Person Training Events

Calendar for upcoming training.

[View Calendar](#)

My Certificates

My Certificates

See your certificates.

[View Certificates](#)

How to view if users have done trainings


Chemical Inventory

In Community Portal – Check **your** inventory and access SDS for all chemicals available in KAUST

Library tab shows all the chemicals
available on KAUST

Inventories Library						
<input type="text" value="Search here..."/>						+ New Library Item
ID	Chemical	CAS	HHOP Types	Storage Group	GHS	SDS
1130035568	< 2.3% NITRIC OXIDE In ARGON	N/A	N/A	N/A	N/A	SDS
1130035567	N-(tert-butoxycarbonyl)-L-proline	15761-39-4	N/A	N/A	N/A	SDS
1130035566	2-Thienylmercaptan	6258-63-5	N/A	N/A	N/A	SDS
1130035565	amoxapine	14028-44-5	N/A	N/A	H302, H361, H400	SDS
1130035564	4-(N-Octyloxy)Phenol	3780-50-5	N/A	N/A	N/A	SDS

Inventory tab shows all the chemicals
inventories you are the owner of.



جامعة الملك عبد الله
للعلوم والتقنية
King Abdullah University of
Science and Technology

Dashboard

Findings

Violation Findings

Assessments

Safety Trainings

Employee Roster

Chemical Safety

Drills

Request/Report

Documents

Delphine Dari...

Chemical Safety

InventoriesLibrary

Jensen, Christian 2-3630

Building	Floor	Space / Room	Location Comments
[B2] - IBN Al Haytham Building, KAUST Thuwal	3 (B2)	3630	2-3630
Chemicals (High Hazard)	Status	Owner(s)	Inventory Comments
176 (0)	Requires Update	Christopher Motter, Ramatoulaye Balde, Christian Froekjaer Jensen	N/A

Chemical Inventory

Chemical Inventory - Jensen, Christian 2-3630

Overview

ID	Last Updated	Building
1140000181	08/11/2021 8:35:19 PM	[B2] - IBN Al Haytham Building, KAUST Thuwal
Floor	Space / Room	Location Comments
3 (B2)	3630	2-3630

Inventory Status

Status	Approval Date	Inventory Comments
Requires Update	N/A	N/A

Inventory Items

Move Print Label Export + New Chemical

<input type="checkbox"/>	ID	Chemical Name	Quantity	CAS No.	Storage Code	Manufacturer	Manufacturer ID	Expiration Date
<input type="checkbox"/>	1150174599	NP-40 Surfact-Amps detergent	0.05 Milliliters	N/A	N/A	Thermo Scientific	N/A	N/A
<input type="checkbox"/>	1150173109	FORMAMIDE, FOR MOLECULAR	0.5 Milliliters	75-12-7	N/A	FISHER SCIENTIFIC-UK	N/A	N/A

On each individual inventory, you are the owner of you can access the following information:

- Salute ID for this inventory
- Last time it was updated
- Building / Floor / Space
- Inventory status (Pending EHS Review, Incomplete, Complete, Closed, Require Update)
- Possibility to export the inventory on an excel spreadsheet
- View all the chemicals included in this inventory

Chemical Inventory

The screenshot displays the 'FORMAMIDE (1150173107)' entry in the Chemical Inventory system. The interface includes a sidebar with navigation options: Dashboard, Findings, Violation Findings, Assessments, Safety Trainings, Employee Roster, Chemical Safety (highlighted), Drills, Request/Report, and Documents. The main content area shows the 'Overview' tab for the chemical entry. At the top, there are buttons for 'Print Label', 'Move', 'Create Similar', 'Get SDS on Email', and a 'Save' button. The 'Overview' section contains the following fields: 'Chemical*' (FORMAMIDE), 'Quantity*' (0.1) and 'Unit*' (Milliliters), 'Container Count*' (1), 'Building' (IBN Al Haytha...), 'Floor' (3 (B2)), 'Space / Room' (N/A), 'Location Comment' (2-3630/LFO-71 (LFO70) Barcode(1194372)), 'Manufacturer' (SIGMA ALDRICH), 'Manufacturer ID' (empty), 'Expiration Date' (Select Date), 'Last Printed Label Date', and 'Last Printed Label Time'.

Click on one of the chemicals and you can access the following information:

- Print a label
 - Move to a different chemical inventory
 - Obtain the SDS for that chemical
 - See the quantity and the location
 - At the bottom, you can remove that chemical from the inventory
- The LSR decides who can be an owner of the chemical inventory for the lab (the owner can view and change the inventory)
 - The LSR must take the chemical inventory training before being granted access
 - Check the naming convention for the chemical inventory on our webpage

Assessments

Tier 1 Lab Safety Review to be performed in [Community Portal](#)

- **Assigned** – Assessments that you have been assigned and that need to be completed before a particular date.
- **Draft** – Assessments that you have started but not finalized
- **Finalized** – Assessments that have been completed and finalized (Tier 1, Tier 2, and Tier 3).

Assessments

Create New Assessment

Assigned

Draft 9

Finalized

Q Search here...

Lab Review Self Assessment

✓ Finalized

Inspector ?

CP User KAUST

Space

Interfacial Lab

Space Type

N/A

Related Assessment Queue

N/A

Assessments

Tier 1 Lab Safety Review to be performed in Community Portal

Overview

Assessment ID

N/A

Created By

Delphine Darios

User Group*

KAUST

Assessment Date

07/13/2022

Responsible Person*

Delphine Darios

Also Notified People

Dwight Stevenson

Inspector

Delphine Darios

Assessment Type*

Tier 1 Lab Safety Review

Assessment Object

Object Type*

Space

Object*

4, 4-0250

Object Details

PI First Name & PI Surname

Select Location

Campus

Building

Floor

Space

Select Equipment

General Equipment

Portable Fire Extinguisher

Select Other

Permits

Construction Project

Biological Safety

Department

Safe Work Authorization

Incident

Accident

Assessments

Use [LabMapper](#) to find the correct space to enter in the Tier 1 Lab Review Assessment





LabMapper


LabMapper provides the floor map information to assist with defining borders of designated laboratory spaces for each lab in KAUST as related to the laboratory safety assessments. The indicated FLOC numbers are used in the Tier 1, Tier 2 and Tier 3 assessments and correspond to the areas defined in LabMapper.


Note. Service corridor areas are not covered in LabMapper, but are included in the tiered assessments.


Laboratory Floor Plans


 **Building 1** (pdf)
Download (1586 KB)


 **Building 2** (pdf)
Download (2889 KB)


 **Building 3** (pdf)
Download (2813 KB)

 **Building 4** (pdf)
Download (2396 KB)

 **Building 5** (pdf)
Download (1717 KB)

 **Buildings 6, 41** (pdf)
Download (321 KB)

 **Building 7** (pdf)
Download (588 KB)

 **Building 9** (pdf)
Download (612 KB)

 **Buildings 15, 22, 38, 39, 45, NEO, DAB-ADP-KSA, WWTP** (pdf)
Download (529 KB)

 **Buildings 23, 24, 35** (pdf)
Download (2216 KB)

 **Buildings 25-28, 33, R/V Thuwal** (pdf)
Download (1017 KB)

Assessments

One Assessment per colored space

B2 L3
North Side



Assessment Space	Lab Name	PI	LSR	Alternate LSR	Comments
2-3610	Environmental Epigenetics Lab	Valerio Orlando	Amira Eltally	Peng Liu	
2-3620	Stem Cells and Diseases Lab	Antonio Adamo	Veronica Astro	Manuela Carrella	
2-3630	Laboratory of Synthetic Genome Biology	Christian Froekjaer Jensen	Ramatoulaye Balde		
2-3650	Laboratory of Chromatin Biochemistry	Wolfgang Fischle	Albina Mukhambetova	Karthik Eswara	
2-3710	Structural Biomolecular Engineering Group	Stefan Arold	Huma Khurram	Afaq Momin	
2-3720	Comparative Genomics and Engineering	Takashi Gojobori	Mohammed Alarawi	Marwa Abdelhakim	
2-3730	CBRC Shared Area	Takashi Gojobori/Stefan Arold	Huma Khurram	Marwa Abdelhakim	
2-3740A	Naschberger Lab	Andreas Naschberger	Andreas Naschberger		
2-3740B	Cryo-EM and DNA Replication Lab	Alfredo De Biasio	Hadiza Aliyu		
2-3750	Distributed Systems and Autonomy	Shinkyu Park	Nurzhay Yesmagambet		

Findings

جامعة الملك عبد الله
للعلوم والتقنية
King Abdullah University of
Science and Technology

Dashboard

Findings

Violation Findings

Assessments

Safety Trainings

Employee Roster

Chemical Safety

Drills

Request/Report

Documents

(GMT+03:00) Asia/Riyadh

Delphine Dari... ^

Findings

Open

Complete

Search here...

Hazardous Material Management

Due Date

Jan 31, 2022

Keep hazardous waste containers closed except when adding.

Finding ID	Location	Responsible Person
1110000162	Building B5, Floor 4 (B5), Space 4710	CP User KAUST
Website Info	Object	Related Assessment
N/A	Space (4710)	1070000163

Storage and Housekeeping

Due Date

Jan 31, 2022

Cleanup and organize benchtop.

Finding ID	Location	Responsible Person
1110000161	Building B5, Floor 4 (B5), Space 4710	CP User KAUST
Website Info	Object	Related Assessment
N/A	Space (4710)	1070000163

Findings/Actions from any
assessment carried out

- Tier 2 and Tier 3 findings
- Incident investigation findings

Findings

< Back Export Resolve

Corrective Actions Required

Keep hazardous waste containers closed except when adding.

Initiated Due Date
DEC 30, 2021 JAN 31, 2022

Corrective Actions Taken

Enter Corrective Actions Taken...

Upload Attachments or Photos

Upload Attachment or Photo

Links

Add Link

Name	Link
No records available	

Save

Finding Details

Open hazardous waste containers.

Finding ID 1110000162	Object Space	Object Details 4710
Location Building B5, Floor 4 (B5), Space 4710	Responsible Person CP User KAUST	Website Info N/A

Finding Attachments

No Attachments Available

Links

Name	Link
No records available	

Related Assessment #1070000163

Inspection Date 12/29/2021 12:00:00 AM	Inspection Type Lab Review Self Assessment	Status Finalized	Responsible Person CP User KAUST
---	---	---------------------	-------------------------------------

Request/Report

Community Portal – raise a concern, notify of incident or accident

It will be triaged and directed to the correct HSE group

Request/Report

New Request/Report

Open

Completed

New Request/Report

Select Request/Report Type

Attention! This is not for use in an emergency. In case of emergency please contact 911



Report Event

Report Incident, Accident, or Safety Event

Report Event

Submit

Attention! This is not for use in an emergency. In case of emergency please contact 911

Overview

Building*	Floor	Space / Room
<input type="text"/>	<input type="text"/>	<input type="text"/>
Location Details		
<input type="text"/>		
Also Notified People	Follow-up Contact	
<input type="text"/>	<input type="text"/>	
Date of Occurrence*	<input type="text"/>	Time of Occurrence*
07/16/2022	<input type="text"/>	12:00 AM
Time of Occurrence Zone		
(GMT+03:00) Riyadh		

Event

Event Type*
<input type="text"/>
This field is required.
Event Issue *
<input type="text"/>
This field is required.

Report Attachments



Upload Attachment or Photo

Links

Add Link

HSE Webpage

HSE Webpage



Road Safety

HSE is working collaboratively with Security, TKS and other key stakeholders to promote road safety within our community. Together we can make KAUST safer.

[Read More](#)



KAUST Weather

KAUST Weather is your one-stop location for all weather related information including air quality.

[Read More](#)



First Aid

First Aid Guidelines for Qualified First Aiders and AEDs in KAUST

[Read More](#)



KAUST Mangroves

KAUST is home to a vibrant and thriving mangrove forest that spans over 110 hectares.

[Read More](#)



Management System

KAUST environmental performance is governed through an ISO 14001:2015 accredited environmental management system.

[Read More](#)

RST Webpage



Biosafety

The KAUST Biosafety Program has been developed to protect the research community, the general public and the environment from exposure to hazardous biological agents.

[Read More](#)



Industrial Hygiene

Office ergonomics, particularly hazardous substances, respiratory protection program, heat illness prevention, reproductive hazards, hearing protection signage.

[Read More](#)



Lab Safety

The Research Safety Team provides guidance and oversight to research staff. Our focus is to provide proactive direction to facilitate compliance and support safe work.

[Read More](#)



Laser Safety and Non-Ionizing

The Laser Safety and Non-Ionizing Radiation Safety programs provide the necessary information to ensure a safe working environment in the laboratory.

[Read More](#)



Hazardous Waste

Chemical waste, biohazardous waste, radioactive waste, universal and recyclable waste.

[Read More](#)



Radiation Safety

Information about various forms of electromagnetic radiation as pertaining to research at KAUST.

[Read More](#)



Research Safety Training

All KAUST faculty, staff, and students who work in labs with chemical, biological, radiological and/or physical hazards are required to attend.

[Read More](#)



Salute

Salute contains many modules such as safety training, risk assessments, inspections, permits, incident reporting, and many others that will allow for the management of all HSE safety needs.

[Read More](#)

Important Content

- [LSR webpage](#)
- [KAUST Evacuation Plans](#)
- [LabMapper for Assessments](#)
- [Lab Safety Plan template](#)
- SOP template
- [Safety Supplies List](#)

- [ASEPC](#)
- [Equipment Surplus](#)
- **Chemical Reuse Program** - Contact WHSOrder@kaust.edu.sa
- **Consumables Reuse Program** - Contact WHSOrder@kaust.edu.sa



